

englaze[®]

 *LARSEN & TOUBRO*

**SWITCH UP
TO THE
EXTRAORDINARY.
SWITCH UP TO
ENGLAZE.**

F E A T U R E S


01

WONDERS IN WOOD


When barks mark your path and the scent of raw earth guides you on, what would your element be, if not wood?



Englaze is designed to look flat from every angle. With super thin plates and carefully crafted switches, these don't bulge or clutter, they just stay pretty.



FABULOUSLY
FLAT LOOK



SMART
CONNECTORS

Don't go searching for adapters now, plug in everything directly with smart connectors. HDMI, VGA, RCA, USB for data & charging and just about everything you need.


02

MAGIC OF METAL

When you are born to conquer. When your strides are sure and your pace unbroken by any storm. What could reflect your spirit, if not metal?



The two module plates
add glamour to your walls
with its uniquely sleek and
chic style.



GLAMOROUSLY
WIDE



BEAUTIFULLY
BRIDGELESS

Our design philosophy
allows no room for gaps.
Every element seamlessly
flows into the next like a
well written poem.

03


GLOSS OF GLASS

When you shape
everything around you.


You are the mould that
your world is forged in,
what could reflect your
aura, if not glass?



Go ahead and let your children be mischievous. Every socket is carefully designed with safety shutters to keep them safe.



SAFETY SHUTTERS



INDICATIVE REGULATORS

Don't worry about fumbling with the regulators anymore, these beauties come with indicators that tell you exactly what speed it's on. Plus it's oh so pretty!

04

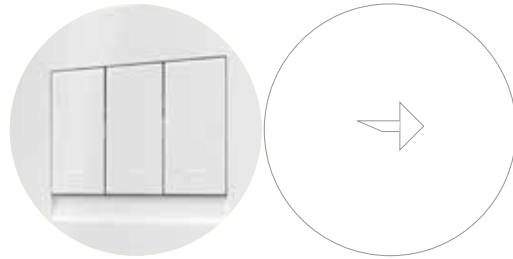
CARESS OF COLOURS

When your mind is free of conventions and the rhythm of freedom is your only chant.

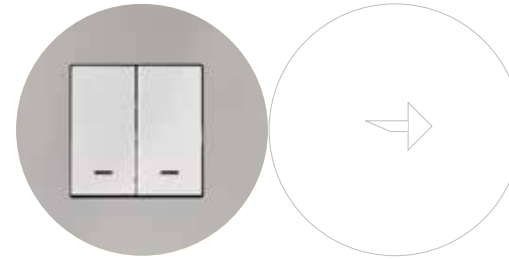
What could please your soul if not colours?



No need to keep
disinfecting your switches.
No one can tarnish the
silver infused Englaze
range that stays
anti-bacterial for ever.



SILVER
SAFETY




INDICATIVE
ILLUMINATION

Like fireflies,
indicator switches
illuminate with
grace using long
life LEDs.

05

GERM FREE

When love is the essence of your
being and the well being of your
family is your purpose, what could
ease your heart if not their safety?
Silver infused Englaze switches
remain anti-bacterial. Life Long.



SWITCHES - 1 MODULE



CB92101SM10,
CB92101SM16,
CB92101SM20



Snow White

Mountain Grey

| Description | Snow White | | | Mountain Grey | | |
|--------------------------------------|-------------|----------|----------|---------------|----------|----------|
| | Cat No | MRP in ₹ | Std Pack | Cat No | MRP in ₹ | Std Pack |
| Switch 10 AX 1-way 1M | CB92101SW10 | 155 | 20 | CB92101SM10 | 178 | 20 |
| Switch 10 AX 1-way with indicator 1M | CB92301SW10 | 207 | 20 | CB92301SM10 | 259 | 20 |
| Switch 10 AX 2 way 1M | CB92201SW10 | 196 | 20 | CB92201SM10 | 245 | 20 |
| Switch 16 AX 1-way 1M | CB92101SW16 | 230 | 20 | CB92101SM16 | 288 | 20 |
| Switch 16 AX 1-way with indicator 1M | CB92301SW16 | 277 | 20 | CB92301SM16 | 346 | 20 |
| Switch 16 AX 2 way 1M | CB92201SW16 | 277 | 20 | CB92201SM16 | 346 | 20 |
| Switch 20 A 1-way 1M | CB92101SW20 | 286 | 20 | CB92101SM20 | 358 | 20 |
| Switch 20A 1-way with indicator 1M | CB92301SW20 | 346 | 20 | CB92301SM20 | 433 | 20 |
| Switch 20A 2-way 1M | CB92201SW20 | 346 | 20 | CB92201SM20 | 433 | 20 |

SWITCHES - 2 MODULE (MEGA SWITCHES)



CB92402SW20,
CB92402SW32,
CB92302SW10,
CB92302SW16,
CB92302SW20

CB92402SM20,
CB92402SM32,
CB92302SM10,
CB92302SM16,
CB92302SM20



Snow White

Mountain Grey

| Description | Snow White | | | Mountain Grey | | |
|--------------------------------------|-------------|----------|----------|---------------|----------|----------|
| | Cat No | MRP in ₹ | Std Pack | Cat No | MRP in ₹ | Std Pack |
| Switch 20A DP with indicator 2M | CB92402SW20 | 446 | 10 | CB92402SM20 | 558 | 10 |
| Switch 32A DP with indicator 2M | CB92402SW32 | 533 | 10 | CB92402SM32 | 666 | 10 |
| Switch 10 AX 1-way 2M | CB92102SW10 | 185 | 10 | CB92102SM10 | 231 | 10 |
| Switch 10 AX 1-way with indicator 2M | CB92302SW10 | 248 | 10 | CB92302SM10 | 310 | 10 |
| Switch 10 AX 2 way 2M | CB92202SW10 | 235 | 10 | CB92202SM10 | 294 | 10 |
| Switch 16 AX 1-way 2M | CB92102SW16 | 275 | 10 | CB92102SM16 | 344 | 10 |
| Switch 16 AX 1-way with indicator 2M | CB92302SW16 | 332 | 10 | CB92302SM16 | 415 | 10 |
| Switch 16 AX 2 way 2M | CB92202SW16 | 332 | 10 | CB92202SM16 | 415 | 10 |
| Switch 20 A 1-way 2M | CB92102SW20 | 343 | 10 | CB92102SM20 | 429 | 10 |
| Switch 20 A 1-way with indicator 2M | CB92302SW20 | 415 | 10 | CB92302SM20 | 519 | 10 |
| Switch 20 A 2 way 2M | CB92202SW20 | 415 | 10 | CB92202SM20 | 519 | 10 |

All Switches and bell pushes are ISI marked and confirms to IS 3854: 1997
"AX" rating for switches are suitable to fluorescent lights also.



CB92302BW10



CB92301BW10

BELL PUSH

| Description | Snow White | | | Mountain Grey | | |
|---------------------------------|-------------|----------|----------|---------------|----------|----------|
| | Cat No | MRP in ₹ | Std Pack | Cat No | MRP in ₹ | Std Pack |
| 10A Bell push 1M | CB92101BW10 | 205 | 20 | CB92101BM10 | 256 | 20 |
| 10A bell push with indicator 1M | CB92301BW10 | 236 | 20 | CB92301BM10 | 295 | 20 |
| 10A bell push 2M | CB92102BW10 | 265 | 10 | CB92102BM10 | 331 | 10 |
| 10A bell push with indicator 2M | CB92302BW10 | 304 | 10 | CB92302BM10 | 380 | 10 |

MOTOR STARTER



CB92102MW20,
CB92102MW25

| Description | Snow White | | | Mountain Grey | | |
|-----------------------|-------------|----------|----------|---------------|----------|----------|
| | Cat No | MRP in ₹ | Std Pack | Cat No | MRP in ₹ | Std Pack |
| 20 A Motor starter 2M | CB92102MW20 | 791 | 10 | CB92102MM20 | 989 | 10 |
| 25 A Motor starter 2M | CB92102MW25 | 807 | 10 | CB92102MM25 | 1009 | 10 |

FAN REGULATORS AND DIMMERS



CB92102RM02



CB92102RW02

| Description | Snow White | | | Mountain Grey | | |
|-------------------------|-------------|----------|----------|---------------|----------|----------|
| | Cat No | MRP in ₹ | Std Pack | Cat No | MRP in ₹ | Std Pack |
| Dimmer 1000 W 2M | CB92102DW10 | 954 | 5 | CB92102DM10 | 1193 | 5 |
| Dimmer 400 W 1M | CB92101DW04 | 594 | 10 | CB92101DM04 | 743 | 10 |
| 4-Step fan regulator 1M | CB92101RW01 | 579 | 10 | CB92101RM01 | 724 | 10 |
| 5-Step fan regulator 2M | CB92102RW02 | 800 | 5 | CB92102RM02 | 1000 | 5 |

5 step fan regulator confirms to IS 11037: 1984 and comes with "flag indicator".
All fan regulators are with 360 degree rotation.

POWER SOCKETS



| Description | Snow White | | | Mountain Grey | | |
|---------------------------------|-------------|----------|----------|---------------|----------|----------|
| | Cat No | MRP in ₹ | Std Pack | Cat No | MRP in ₹ | Std Pack |
| 6 A 2-pin Euro Socket 1M | CB92101CW06 | 186 | 20 | CB92101CM06 | 233 | 20 |
| 6 A 2/3 pin Socket 2M | CB92202CW06 | 235 | 10 | CB92202CM06 | 294 | 10 |
| 6 A/16 A 3pin combi Socket 2M | CB92302CW16 | 337 | 10 | CB92302CM16 | 421 | 10 |
| 10 A/25 A 3 pin combi Socket 2M | CB92302CW25 | 385 | 10 | CB92302CM25 | 481 | 10 |
| 6 A/16 A 3 pin combi Socket 3M | CB92303CW16 | 404 | 5 | CB92303CM16 | 505 | 5 |
| 10 A/25 A 3 pin combi Socket 3M | CB92303CW25 | 462 | 5 | CB92303CM25 | 578 | 5 |
| 13 A Universal Socket 2M | CB92402CW13 | 306 | 10 | CB92402CM13 | 383 | 10 |

DATA SOCKETS



| Description | Snow White | | | Mountain Grey | | |
|------------------------------|-------------|----------|----------|---------------|----------|----------|
| | Cat No | MRP in ₹ | Std Pack | Cat No | MRP in ₹ | Std Pack |
| RJ 11 Shuttered 1M | CB92101TW11 | 167 | 20 | CB92101TM11 | 209 | 15 |
| Twin RJ 11, with shutters 1M | CB92201TW11 | 228 | 20 | CB92201TM11 | 285 | 15 |
| RJ 45, cat 5e shuttered 1M | CB92101TW45 | 534 | 20 | CB92101TM45 | 668 | 15 |
| RJ 45 Cat 6 shuttered 1M | CB92201TW45 | 594 | 20 | CB92201TM45 | 743 | 15 |
| TV Socket 1M | CB92101TW00 | 163 | 20 | CB92101TM00 | 204 | 15 |
| RCA connector 1M | CB92201TW00 | 1980 | 20 | CB92201TM00 | 2475 | 15 |
| HDMI connector 1M | CB92301TW00 | 1620 | 20 | CB92301TM00 | 2025 | 15 |
| USB Connector 1M | CB92401TW00 | 1380 | 20 | CB92401TM00 | 1725 | 15 |
| VGA Connector 1M | CB92501TW00 | 1500 | 20 | CB92501TM00 | 1875 | 15 |

6A/16A sockets are with ISI marked and confirms to 1293: 2005

ACCESSORIES



CB92902HW00

CB92801HW00



CB92602HW10

CB92102LW00

CB92301AW00

CB92301AW00

| Description | Snow White | | | Mountain Grey | | |
|-------------------------------------|-------------|----------|----------|---------------|----------|----------|
| | Cat No | MRP in ₹ | Std Pack | Cat No | MRP in ₹ | Std Pack |
| Buzzer 1M | CB92102AW00 | 390 | 5 | CB92102AM00 | 488 | 5 |
| Cable Outlet 1M | CB92101AW00 | 132 | 20 | CB92101AM00 | 165 | 15 |
| Blank off unit 1M | CB92201AW00 | 35 | 20 | CB92201AM00 | 44 | 20 |
| LED Foot Light 2M | CB92102LW00 | 786 | 5 | CB92102LM00 | 983 | 5 |
| USB Charger - 2 A 1M | CB92101AW02 | 1395 | 10 | CB92101AM02 | 1944 | 10 |
| LED Phase indicator 1M | CB92301AW00 | 154 | 20 | CB92301AM00 | 193 | 15 |
| Bell indicator 1M (with Reset) | CB92801HW00 | 895 | - | CB92801HM00 | 1118 | - |
| Call bell station with indicator 2M | CB92902HW00 | 1250 | - | CB92902HM00 | 1563 | - |
| Electronic ding-dong bell 2M | CB92402AW00 | 725 | - | CB92402AM00 | 906 | - |
| Movement Sensor 1M | CB92701AW00 | 4450 | - | CB92701AM00 | 5563 | - |

HOSPITALITY RANGE



CB92602HW10



CB92202HW20



CB92702HW00



CB92502HW10

| Description | Snow White | | | Mountain Grey | | |
|------------------------------|-------------|----------|----------|---------------|----------|----------|
| | Cat No | MRP in ₹ | Std Pack | Cat No | MRP in ₹ | Std Pack |
| Shaver socket 4M | CB92104HW10 | 3750 | - | CB92104HM10 | 4688 | - |
| Mech key tag switch 20A 2M | CB92202HW20 | 750 | - | CB92202HM20 | 938 | - |
| Mech key tag switch 32A 2M | CB92302HW32 | 850 | - | CB92302HM32 | 1063 | - |
| Electronic key tag 20A 3M | CB92403HW20 | 3350 | - | CB92403HM20 | 4188 | - |
| DND-MMR inside room unit 2M | CB92502HW10 | 775 | - | CB92502HM10 | 969 | - |
| DND-MMR outside room unit 2M | CB92602HW10 | 550 | - | CB92602HM10 | 688 | - |
| Volume controller 2M | CB92702HW00 | 850 | - | CB92702HM00 | 1063 | - |

USB charger confirms to IS 13252(Part1) .
 Electronic dingdong bell is suitable for small rooms/cabins etc.
 Movement Sensor is for indoor applications only.
 Shaver socket is mono block design and supplied with 4 module cover plate.
 Mechanical & electronic key tags are modular type.

WOOD PLATES WITHOUT GRID FRAMES

| Description | Mocha Wood | | | Beige Wood | | Oak Wood | |
|---------------------------|------------|-------------|----------|-------------|----------|-------------|----------|
| | Std Pack | Cat No | MRP in ₹ | Cat No | MRP in ₹ | Cat No | MRP in ₹ |
| 1 Module Plate | 1/10 | CB92101FM04 | 1350 | CB92101FB04 | 1350 | CB92101FW04 | 1350 |
| 2 Module Plate | 1/10 | CB92102FM04 | 1495 | CB92102FB04 | 1495 | CB92102FW04 | 1495 |
| 3 Module Plate | 1/10 | CB92103FM04 | 1775 | CB92103FB04 | 1775 | CB92103FW04 | 1775 |
| 4 Module Plate | 1/10 | CB92104FM04 | 1995 | CB92104FB04 | 1995 | CB92104FW04 | 1995 |
| 6 Module Plate | 1/10 | CB92106FM04 | 2225 | CB92106FB04 | 2225 | CB92106FW04 | 2225 |
| 8 Module Plate Horizontal | 1/10 | CB92108FM04 | 2550 | CB92108FB04 | 2550 | CB92108FW04 | 2550 |
| 8 Module Plate Square | 1/5 | CB92208FM04 | 2885 | CB92208FB04 | 2885 | CB92208FW04 | 2885 |
| 12 Module Plate | 1/5 | CB92112FM04 | 3750 | CB92112FB04 | 3750 | CB92112FW04 | 3750 |



Mocha Wood



Beige Wood



Oak Wood

All wood plates supplied without grid frames , customer need to order grid frames separately.

METAL (ALUMINUM) PLATES WITHOUT GRID FRAMES



Shadow Black



Metalic Gold



Brush Silver

| Description | Std Pack | Shadow Black | | Metalic Gold | | Brush Silver | |
|---------------------------|----------|--------------|----------|--------------|----------|--------------|----------|
| | | Cat No | MRP in ₹ | Cat No | MRP in ₹ | Cat No | MRP in ₹ |
| 1 Module Plate | 1/10 | CB92101FB03 | 1550 | CB92101FG03 | 1550 | CB92101FS03 | 1550 |
| 2 Module Plate | 1/10 | CB92102FB03 | 1695 | CB92102FG03 | 1695 | CB92102FS03 | 1695 |
| 3 Module Plate | 1/10 | CB92103FB03 | 1995 | CB92103FG03 | 1995 | CB92103FS03 | 1995 |
| 4 Module Plate | 1/10 | CB92104FB03 | 2225 | CB92104FG03 | 2225 | CB92104FS03 | 2225 |
| 6 Module Plate | 1/10 | CB92106FB03 | 3150 | CB92106FG03 | 3150 | CB92106FS03 | 3150 |
| 8 Module Plate Horizontal | 1/10 | CB92108FB03 | 3750 | CB92108FG03 | 3750 | CB92108FS03 | 3750 |
| 8 Module Plate Square | 1/5 | CB92208FB03 | 4250 | CB92208FG03 | 4250 | CB92208FS03 | 4250 |
| 12 Module Plate | 1/5 | CB92112FB03 | 5550 | CB92112FG03 | 5550 | CB92112FS03 | 5550 |

GLASS PLATES WITHOUT GRID FRAMES



Icy White



Champagne Gold



Silky Silver



Midnight Black

| Description | Std Pack | Icy White | | Champagne Gold | | Silky Silver | | Midnight Black | |
|---------------------------|----------|-------------|----------|----------------|----------|--------------|----------|----------------|----------|
| | | Cat No | MRP in ₹ | Cat No | MRP in ₹ | Cat No | MRP in ₹ | Cat No | MRP in ₹ |
| 1 Module Plate | 1/10 | CB92101FW02 | 1055 | CB92101FC02 | 1055 | CB92101FS02 | 1055 | CB92101FB02 | 1055 |
| 2 Module Plate | 1/10 | CB92102FW02 | 1195 | CB92102FC02 | 1195 | CB92102FS02 | 1195 | CB92102FB02 | 1195 |
| 3 Module Plate | 1/10 | CB92103FW02 | 1285 | CB92103FC02 | 1285 | CB92103FS02 | 1285 | CB92103FB02 | 1285 |
| 4 Module Plate | 1/10 | CB92104FW02 | 1665 | CB92104FC02 | 1665 | CB92104FS02 | 1665 | CB92104FB02 | 1665 |
| 6 Module Plate | 1/10 | CB92106FW02 | 2250 | CB92106FC02 | 2250 | CB92106FS02 | 2250 | CB92106FB02 | 2250 |
| 8 Module Plate Horizontal | 1/10 | CB92108FW02 | 2550 | CB92108FC02 | 2550 | CB92108FS02 | 2550 | CB92108FB02 | 2550 |
| 8 Module Plate Square | 1/5 | CB92208FW02 | 2550 | CB92208FC02 | 2550 | CB92208FS02 | 2550 | CB92208FB02 | 2550 |
| 12 Module Plate | 1/5 | CB92112FW02 | 3450 | CB92112FC02 | 3450 | CB92112FS02 | 3450 | CB92112FB02 | 3450 |

All glass and metal plates supplied without grid frames , customer need to order grid frames separately .

PLATES WITH GRID FRAMES

| Description | Std Pack | Snow White | | Mountain Grey | | Champagne Gold | | Moonlight Silver | |
|---------------------------|----------|-------------|----------|---------------|----------|----------------|----------|------------------|----------|
| | | Cat No | MRP in ₹ | Cat No | MRP in ₹ | Cat No | MRP in ₹ | Cat No | MRP in ₹ |
| 1 Module Plate | 10 | CB92101FW00 | 132 | CB92101FM01 | 198 | CB92101FC01 | 198 | CB92101FS01 | 198 |
| 2 Module Plate | 10 | CB92102FW00 | 132 | CB92102FM01 | 198 | CB92102FC01 | 198 | CB92102FS01 | 198 |
| 3 Module Plate | 10 | CB92103FW00 | 153 | CB92103FM01 | 230 | CB92103FC01 | 230 | CB92103FS01 | 230 |
| 4 Module Plate | 10 | CB92104FW00 | 176 | CB92104FM01 | 264 | CB92104FC01 | 264 | CB92104FS01 | 264 |
| 6 Module Plate | 5 | CB92106FW00 | 278 | CB92106FM01 | 417 | CB92106FC01 | 417 | CB92106FS01 | 417 |
| 8 Module Plate Horizontal | 4 | CB92108FW00 | 323 | CB92108FM01 | 485 | CB92108FC01 | 485 | CB92108FS01 | 485 |
| 8 Module Plate Square | 5 | CB92208FW00 | 323 | CB92208FM01 | 485 | CB92208FC01 | 485 | CB92208FS01 | 485 |
| 12 Module Plate | 5 | CB92112FW00 | 443 | CB92112FM01 | 665 | CB92112FC01 | 665 | CB92112FS01 | 665 |
| 16 Module Plate | 4 | CB92116FW00 | 518 | CB92116FM01 | 777 | CB92116FC01 | 777 | CB92116FS01 | 777 |
| 18 Module Plate | 5 | CB92118FW00 | 584 | CB92118FM01 | 876 | CB92118FC01 | 876 | CB92118FS01 | 876 |



Snow White



Mountain Grey



Champagne Gold



Moonlight Silver

All white and colour plates are supplied with grid frames.
All plates are bridgeless which creates seamless look.

GRID FRAMES FOR ALL MATERIAL PLATES (GLASS, METAL, WOOD)



| Description | Std Pack | Cat No | MRP in ₹ |
|----------------------------|----------|-------------|----------|
| 1/2 module grid frame | 10 | CB92102GB00 | 49 |
| 3 module grid frame | 10 | CB92103GB00 | 62 |
| 4 module grid frame | 10 | CB92104GB00 | 73 |
| 6 module grid frame | 5 | CB92106GB00 | 115 |
| 8 module grid frame Hrztl | 4 | CB92108GB00 | 135 |
| 8 module grid frame Square | 5 | CB92208GB00 | 135 |
| 12 module grid frame | 5 | CB92112GB00 | 185 |

GI METAL BOXES



| Description | Std Pack | Cat No | MRP in ₹ |
|-----------------------------------|----------|-------------|----------|
| GI Metal Box - 1 & 2 Module | 60 | CB91102WM00 | 73 |
| GI Metal Box-3 Module | 45 | CB91103WM00 | 90 |
| GI Metal Box- 4 Module | 30 | CB91104WM00 | 99 |
| GI Metal Box- 6 Module | 20 | CB91106WM00 | 148 |
| GI Metal Box- 8 Module Horizontal | 15 | CB91108WM00 | 188 |
| GI Metal Box- 8 Module Square | 24 | CB91208WM00 | 188 |
| GI Metal Box- 12/16 Module | 16 | CB91112WM00 | 285 |
| GI Metal Box- 18 Module | 10 | CB91118WM00 | 325 |

All GI metal boxes confirms to IS 14772: 2000
GI Metal boxes with higher thickness also available as per order.
These boxes are common for englaze and entice range of plates.

WOOD:



Beige Wood



Mocha Wood



Oak Wood

METAL:



Brush Silver



Metallic Gold



Shadow Black

GLASS:



Midnight Black



Champagne Gold



Icy White



Silky Silver

PLASTIC:



Moonlight Silver



Snow White



Mountain Grey



Champagne Gold

ONE FOR EVERY DESIRE
WOOD, METAL, GLASS & PLASTIC PLATES
IN A WIDE RANGE OF COLORS